


ComColor GL9730/7430



Best-in-class high-speed color inkjet printer



160 ppm **165 ppm**
[letter-size long-edge feed] [A4 long-edge feed]

Super high speed for high-volume color printing.
No one does it faster.



ComColor GL

Your business is ready for explosive growth.

Printed materials for business require quick turnaround and superior accuracy, and must meet high quality standards in a highly cost-efficient manner. You need a machine that not only delivers high-speed printing at a high level of quality, but a machine that can operate continuously, allows you to produce a broad range of materials and publications, and makes it easy for you to intelligently manage a host of jobs. RISO satisfies all of these needs—and more—with the GL Series.

Space-, time-, and cost-efficient operation

GL Series printers are unparalleled in the industry, handling high-volume printing at high speed.* They offer impressive reliability that belies their compact stature. And they have the flexibility to handle short-run transactional printing. A single high-speed GL Series inkjet printer can easily execute jobs that previously required multiple MFPs.

*160 ppm available on ComColor GL9730, letter long-edge feed, continuous printing in standard density setting, using the Face Down Tray. 165 ppm for A4 long-edge feed. The ComColor GL7430 prints at 140 ppm.

Unique inkjet technology and cold, dry, flat output

You can transition rapidly to post-printing processing, as printouts are delivered flat and free of static. And GL Series printers are compatible with a vast range of paper sizes, types, and thicknesses, allowing you to produce everything from books to cards and envelopes.

Host of optional accessories takes flexibility to new levels

Select one of our dedicated post-printing finisher units to create the machine configuration that best suits your needs and maximizes the value of GL Series printers' high speed. Employing a finisher unit enables the automation of the entire process, from printing through post-printing. And a high-speed data processing RIP streamlines production printing operations.

Low environmental impact

GL Series printers consume relatively little power per sheet, despite printing at such high speeds. And CO₂ and ozone emissions are also extremely low.

Welcome to a higher level of productivity.

Start fast and stay fast

RISO has equipped GL Series printers with its proprietary inkjet printing technology featuring a unique inkjet printhead, and a high-capacity SSD for fast, complex data processing and high-speed simplex and duplex printing.* The first print is executed in 5 seconds or less. And printing continues at high speed, even with high text and image volume.

*The ComColor GL9730's print speed is 160 ppm for simplex and 80 sheets per minute for duplex printing, both letter-size long-edge feed. 165 ppm for simplex and 82 ppm for duplex, both for A4 long-edge feed.

Stable paper feed

RISO's own FORCEJET engine technology detects paper transport status in real time, making possible extremely high positional accuracy. It affords you the freedom to print on a host of different paper sizes, types, and thicknesses.

ENGINE TECHNOLOGY
FORCEJET™



Vital support for mission-critical operations

Fast transactional printing to meet tight deadlines

- In-house statements
- Customer letters
- Invoices
- Enclosures

Versatility to serve wide-ranging customer needs


- Product guides
- Correspondence
- Envelopes
- Instruction manuals
- Training materials

Heatless printing mechanism saves power and reduces printing time

When you're under pressure to complete a host of jobs within a small window, you need a printer that keeps you ahead of the game. RISO's GL Series printers not only deliver professional speed and superior quality, but our proprietary ink and heatless printing ensure printed sheets that are free of static and won't warp or curl.

Cold, dry, flat output

RISO's proprietary oil-based pigment ink and heatless printing result in cold printouts that don't require drying.



Energy-efficient operation


No heat is used during the print-imaging stage, which means that less electricity is required. This efficient use of energy adds up to significant cost savings across the printer's lifecycle.

Superior durability

GL Series printers do not incorporate parts such as drums, fusers, or transfer belts which require regular maintenance. This results in lower maintenance costs and reduced use of natural resources in comparison to toner-based printers.


Fast-drying ink

The GL Series employs oil-based pigment inks. With oil-based ink, there is no moisture for the paper to absorb. It is water-resistant, meaning that there is no bleeding. Oil-based ink also ensures consistency in color output—even at such high speed—as well as longer-lasting quality. And GL Series black ink is resistant to light, making it ideal for documents that need to be stored long-term.



Flat output for smooth processing

GL Series printers deliver completely flat printouts, which makes post-printing go more smoothly. Processes such as folding, binding, and inserting can be accomplished rapidly.



No harmful emissions

Unlike toner-based printers, RISO inkjet printers do not emit ozone or toner particles, making them extremely friendly to the workplace and the environment.



Make the smart choice for your business.

Give your professional printing business a boost

RISO GL Series printers feature numerous intelligent hard and soft innovations that ensure your business has a machine that is space-efficient, reliable, and smart. From its compact main unit to its unwavering inkjet output quality, this machine provides support for your professional printing business that no other printer can.



Flexibility that supports production business and high-speed printing

GL Series main units have a small footprint, essential for production printing. And the optional 4,000-sheet feeder and high-capacity stacker help you to meet the increasing demand for both long- and short-run printing jobs.



Make your production printing business smarter and faster

The high-speed data processing performance of GL Series printers enhances job and device management efficiency. And EFI™ Fiery® SmartRIP technology supports this by optimizing CPU performance and enabling centralized work and color management.


Key features of ComColorExpress FS2100C

- Fiery SmartRIP technology for optimum CPU performance and fast RIP processing
- Direct processing of PDF files without Adobe® PostScript® conversion
- Incorporation of complex tasks into in-line process using optional equipment
- Comprehensive management of jobs and devices
- Easy management of multiple Fiery servers



Consistent output quality

RISO GL Series printers provide a stable output thanks to black, cyan, magenta, yellow and gray five-color ink, which offer improved color reproduction. And black printing is accomplished at 600 x 600 dpi resolution, with even the finest characters printed cleanly.



High-quality photo reproduction

RISO's new color profile ensures excellent reproduction of photo tones, and our expanded color gamut serves to greatly improve the quality of full-color images.



Experience increased uptime, production, and

Efficient, labor-saving solution

RISO's GL Series printers offer maximum uptime and enable easy automation of tasks. There's no better choice for your mission-critical operations.

Convenient folding and binding automation (optional)

The multifunction finisher accelerates automatic stapling, hole punching, and folding. Enjoy printing at the top speed of 160 ppm. And to further enhance versatility, the optional Folder Unit allows for Z-fold, Z-fold mixed, and inward-outward tri-fold, giving you even more possibilities.

Capabilities of optional multifunction finisher


- Staple
- Punch
- Offset stacking
- Half-fold
- Booklet (half-fold, half-fold with staple)
- Z-fold/Z-fold mixed
- Inward/outward tri-fold

Maximum A4 feeding capability of 4,500 sheets (optional)

GL Series printers come with four paper trays that offer easy access and loading. The additional 2,000-sheet feeder, which can be replenished even during printing, brings maximum feed capacity to 4,500 sheets (A4 long-edge feed).



Thick paper feeding



The feed tray, with a thick-paper capacity, allows you to print smoothly on envelopes and other thicker paper.



efficiency. Automatically.

High-speed scanning and copying (optional)

RISO GL Series printers makes every aspect of your work fast and easy. Perform scanning at 100 ppm and copying at 80 ppm via an intuitive control panel. Save print and copy data in a folder in formats such as TIFF, PDF, and JPEG. Merge larger scanning jobs separated into chapters or sections into one. And enjoy form composing capability with either ComColor Express FS2100C or PS Kit FG10.



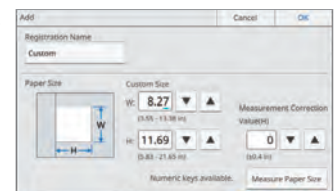
Color LCD panel simplifies operation

The GL Series operation panel can be used to control the output from the main unit. The panel features a nine-inch color LCD and a design that places the most frequently used physical keys beside the panel for easy operation.



Custom Paper Entry

ComColor GL series printers register custom paper sizes automatically upon insertion.



Processing speed priority

To optimize text document output, GL Series printers come equipped with a Speed Priority function that accelerates the RIP processing by lowering black printing resolution.

Energy-efficient printing

GL Series printers incorporate power-saving functions such as power schedule mode and sleep mode. Both functions are essential in minimizing electrical consumption when the printer is not being used.

Additional features

- Split and save scanned PDF
- Per-page tray specification
- Programmed printing
- Cyan and magenta single-color printing
- Enhanced security with IC card (IC Card reader and IC cards are required)



GL Series Optional Accessories

Advanced finishers and accessories to meet

RISO's GL Series boasts an incredible lineup of accessories that instantly transform your tasks into a streamlined experience that meets and even exceeds your expectations.


Scanner HS7000

- Auto feeder enables simultaneous duplex scanning
- Scanning at 100 ppm
- Single and duplex copying at 80 ppm
- Maximum 200-sheet loading capacity
- Scan sizes up to A3



Face Down Finisher G10

- Supports high-speed printing at 160 ppm
- Offset stacking and stapling of up to 50 sheets (100 pages)
- Maximum 1,000-sheet loading capacity



Additional 2000 Sheet Feeder FG20

- Maximum capacity of 2,000 A4 sheets (A4 long-edge feed)
- Paper replenishable even during printing



Multifunction Finisher FG20

- Top-tray printing at main unit speed of 160 ppm
- In-line printing, stapling, hole punching, and folding
- Enables production of over 120 60-page A4 duplex booklets per hour



Auto-Control Stacking Tray II

- Paper guides automatically open to the correct width to match the paper in use
- 1,000-sheet capacity



Wide Stacking Tray

- Accommodates paper sizes up to 550 mm (long-edge feed)
- 1,000-sheet capacity



Wrapping Envelope Finisher G10

- In-line print-to-mail solution
- Insert up to six A4 sheets
- Approx. 2,400 completed pieces per hour
- Reduces enclosing errors and protects confidentiality



Perfect Binder G10

- Controls in-line finishing and binding
- Enables production of up to 62 100-page A4-sized books per hour
- Accommodates book thicknesses up to 600 pages
- Handles binding from 1.5 mm to 30 mm (approx. 15 to 300 sheets)
- Compatible with Adobe® PDF and Microsoft® Office file formats, enhancing pre-print process efficiency
- Automatic, individual trimming of books to size



High Capacity Feeder G10

- Feeds 4,000 sheets without replenishing
- Compatible with thicker paper and envelopes, as well as A3/ledger-size paper
- Boost maximum capacity to 5,500 sheets using multiple trays for continuous feeding



* Height up to 440 mm (17-11/32")



High Capacity Stacker G10

- Increases printer capacity by 4,000 sheets, reducing need for intervention by operator
- Stack face up or face down
- Offset stacking to facilitate high-volume stacking
- Wheeled stacker cart simplifies movement of printed material



ComColorExpress FS2100C

- Enables direct processing of PDF files
- Supports variable data printing operations
- Used in conjunction with Command WorkStation®, it enables intuitive local or remote management of Fiery Driven™ printers



ComColorExpress RS1200C

- RIP software simplifies and streamlines transactional printing workflow, enhancing productivity

PS Kit FG10

- When installed, enables functions such as Tray Selection Per Page, Color Profile, and Form Overlay, enhancing efficiency

ComColor GL Series Specifications

		GL9730	GL7430
Print Type		Line-type inkjet system	
Ink Type		Oil-based pigment ink (Cyan, Magenta, Yellow, Black, Gray)	
Print Resolution		Standard/High Chromogenic Black: 600 dpi (main scanning direction) × 600 dpi (sub-scanning direction) Cyan, Magenta, Yellow, Gray: 300 dpi (main scanning direction) × 300 dpi (sub-scanning direction) Fine Black: 600 dpi (main scanning direction) × 600 dpi (sub-scanning direction) Cyan, Magenta, Yellow, Gray: 300 dpi (main scanning direction) × 600 dpi (sub-scanning direction)	
Number of Gray Levels		Black: 4 gray levels Cyan, Magenta, Yellow, Gray: 12 gray levels	
Data Processing Resolution		Standard/High Chromogenic Black: 600 dpi × 600 dpi Cyan, Magenta, Yellow, Gray: 300 dpi × 300 dpi Fine Black: 600 dpi × 600 dpi Cyan, Magenta, Yellow, Gray: 300 dpi × 600 dpi	
Warm-up Time		2 min. 30 sec. or less (at room temperature of 23 °C (73.4 °F))	
First Print Time* ¹		5 sec. or less (A4 long-edge feed)	
First Copy Time* ¹		7 sec. or less (A4 long-edge feed)	
Continuous Print Speed* ^{2,3}	A4 long-edge feed	Simplex: 165 ppm Duplex: 82 sheets/minute (164 ppm)	Simplex: 140 ppm Duplex: 70 sheets/minute (140 ppm)
	Letter long-edge feed	Simplex: 160 ppm Duplex: 80 sheets/minute (160 ppm)	Simplex: 140 ppm Duplex: 70 sheets/minute (140 ppm)
	A4 short-edge feed	Simplex: 120 ppm Duplex: 60 sheets/minute (120 ppm)	Simplex: 108 ppm Duplex: 54 sheets/minute (108 ppm)
	Letter short-edge feed	Simplex: 120 ppm Duplex: 60 sheets/minute (120 ppm)	Simplex: 108 ppm Duplex: 54 sheets/minute (108 ppm)
	B4 (JIS) short-edge feed	Simplex: 102 ppm Duplex: 44 sheets/minute (88 ppm)	Simplex: 90 ppm Duplex: 42 sheets/minute (84 ppm)
	Legal short-edge feed	Simplex: 104 ppm Duplex: 44 sheets/minute (88 ppm)	Simplex: 92 ppm Duplex: 42 sheets/minute (84 ppm)
	A3 short-edge feed	Simplex: 88 ppm Duplex: 42 sheets/minute (84 ppm)	Simplex: 78 ppm Duplex: 38 sheets/minute (76 ppm)
	Ledger short-edge feed	Simplex: 86 ppm Duplex: 42 sheets/minute (84 ppm)	Simplex: 76 ppm Duplex: 38 sheets/minute (76 ppm)
Paper Size	Standard Tray	Maximum: 340 mm × 550 mm (13 3/8" × 21 5/8") Minimum: 90 mm × 148 mm (3 9/16" × 5 27/32")	
	Feed Tray	Maximum: 297 mm × 432 mm (11 11/16" × 17") Minimum: 182 mm × 182 mm (7 3/16" × 7 3/16")	
Printable Area		314 mm × 548 mm (12 3/8" × 21 19/32")	
Guaranteed Print Area* ⁴		Standard: Margin width of 3 mm (1/8") Maximum: Margin width of 1 mm (3/64")	
Paper Weight	Standard Tray	46 gsm to 210 gsm (12-lb bond to 56-lb bond)	
	Feed Tray	52 gsm to 104 gsm (14-lb bond to 28-lb bond)	
Paper Tray Capacity	Standard Tray	Height up to 110 mm (4 5/16")	
	Feed Tray	Height up to 56 mm (2 3/16") (×3 trays)	
Output Tray Capacity		Height up to 60 mm (2 3/8")	
PDL (Page Description Language)		RISORINC/IV	
Supported Protocols		TCP/IP, HTTP, HTTPS (TLS), DHCP, ftp, lpr, IPP, SNMP, Port9100 (RAW port), IPv4, IPv6, IPsec	
Network Interface		Ethernet 1000BASE-T, 100BASE-TX, 10BASE-T (2ch)	
Memory Capacity		4 GB	
SSD (Solid State Drive)* ⁵	Capacity	512 GB	
	Available Space	Approx. 370 GB	
Operating System		Linux®	
Power Source		AC 100 V - 240 V, 12.0 A - 6.0 A, 50 Hz - 60 Hz	
Power Consumption		Max. 1,200 W Ready* ⁶ : 110 W or less Sleep* ⁷ : 2 W or less Stand-by: 0.4 W or less In printing: 490W or less	
Operating Noise		Max. 66 dB (A) A4 long-edge feed (Simplex) at the maximum print speed	
A-weighted Sound Power Level		Max. 79 dB (A) A4 long-edge feed (Simplex) at the maximum print speed	
Operating Environment		Temperature: 15 °C to 30 °C (59 °F to 86 °F) Humidity: 40% to 70% RH (non-condensing)	
Dimensions (W × D × H)		In use: 1,220 mm × 725 mm × 1,160 mm (48 1/32" × 28 17/32" × 45 21/32") With cover and tray closed: 1,160 mm × 705 mm × 1,015 mm (45 21/32" × 27 3/4" × 39 15/16")	
Required Space (W × D × H)* ⁸		1,220 mm × 1,240 mm × 1,160 mm (48 1/32" × 48 13/16" × 45 21/32")	
Weight		Approx. 177 kg (390 lb)	

*1 Within 10 minutes after the last print job

*2 When using plain paper and recycled paper (85 gsm (23-lb bond)), and standard density setting.

Chart used: Print measurement pattern [Color measurement sample 2 (JEITA standard pattern J6)]

*3 The continuous print speed varies depending on the type of optional output equipment connected.

*4 The margin when printing envelopes is 10 mm (3/8").

The guaranteed area when printing images is the area enclosed within 3 mm (1/8") of the edges of the paper.

*5 One gigabyte (GB) is calculated as 2³⁰ bytes.

*6 Without printing and temperature adjustment operation.

*7 When setting [Power Consumption (in Sleep)] to [Low]

*8 With the front cover open and the operation panel in the upright position.

Environmental Certifications



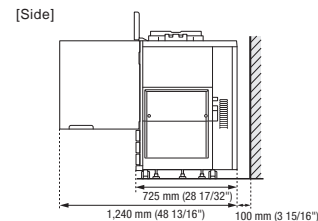
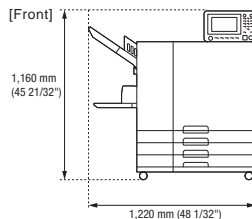
Consumables

ComColor GL Ink Cartridges



Colors: Black / Cyan / Magenta / Yellow / Gray
NET 1,000 ml

Dimensions



® RISO. ComColor and FORCEJET are trademarks or registered trademarks of RISO KAGAKU CORPORATION. EFI, Fiery, Fiery Driven and Command WorkStation are trademarks of Electronics For Imaging, Inc. and/or its wholly owned subsidiaries in the United States and/or certain other countries. Adobe, Adobe PDF and PostScript are either registered trademarks or trademarks of Adobe in the United States and/or other countries. Microsoft is a registered trademark or trademark or trademarks of Microsoft Corporation in the United States and/or other countries. Linux® is the registered trademark of Linus Torvalds in the U.S. and other countries. Other corporate names and/or trademarks are either registered trademarks or trademarks of each company, respectively.



RISO KAGAKU CORPORATION

DETAKO LLC
riso@detako.de

https://www.comcolor.net

Call : 9930 201 201